
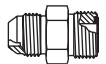
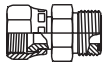
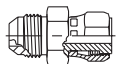
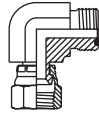

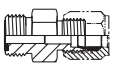

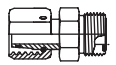




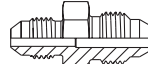





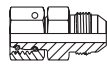







Conversion Adapters



The Fitting Authority

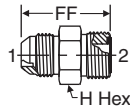
	<p>XHLO 37° Flare / ORFS</p>  <p style="text-align: right; color: blue;">L3</p>	<p>LOHX6 37° Swivel / ORFS</p>  <p style="text-align: right; color: blue;">L3</p>	<p>XHL6 37° Flare / ORFS Swivel</p>  <p style="text-align: right; color: blue;">L3</p>	<p>LOEX6 Description</p>  <p style="text-align: right; color: blue;">L3</p>	
	<p>BUHLO ORFS / 24° Flareless</p>  <p style="text-align: right; color: blue;">L4</p>		<p>LOHU86 Metric 24° Flareless / ORFS</p>  <p style="text-align: right; color: blue;">L4</p>		
	<p>XHBU 37° Flare / Flareless</p>  <p style="text-align: right; color: blue;">L4</p>	<p>XHBU2 37° / Flareless Bulkhead</p>  <p style="text-align: right; color: blue;">L4</p>		<p>XHMKA 37° Flare / 30° Flare</p>  <p style="text-align: right; color: blue;">K5</p>	<p>XHMKA6 37° Flare / 30° Swivel</p>  <p style="text-align: right; color: blue;">K5</p>
	<p>XHMK46 37° Flare / BSP Swivel</p>  <p style="text-align: right; color: blue;">L5</p>	<p>XEMK46 37° Flare / BSP Swivel</p>  <p style="text-align: right; color: blue;">L5</p>		<p>XHU86 37° / Metric 24° Flareless</p>  <p style="text-align: right; color: blue;">L5</p>	

O-Rings and Seals (Shown in Section O)

	<p>ORFS O-Ring</p>  <p style="text-align: right; color: blue;">O3</p>	<p>EO O-Ring</p>  <p style="text-align: right; color: blue;">O8</p>
---	---	---

XHLO Full Dimensions

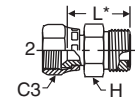
Male Adapter
37° Flare / ORFS



TUBE FITTING PART #	END SIZE		FF (in.)	H HEX (in.)	STANDARD Dynamic Pressure (x 1,000 PSI)		
	1 (in.)	2 (in.)			-S	-SS	-B
	4 XHLO	1/4			1/4	1.25	5/8
6 XHLO	3/8	3/8	1.34	3/4	6.0		
8 XHLO	1/2	1/2	1.55	7/8	6.0	7.2	
10 XHLO	5/8	5/8	1.83	1 1/16	5.0		
12 XHLO	3/4	3/4	2.05	1 1/4	5.0		
16 XHLO	1	1	2.16	1 1/2	4.5		
20 XHLO	1 1/4	1 1/4	2.29	1 3/4	4.0	4.8	
24 XHLO	1 1/2	1 1/2	2.48	2 1/8	3.0		

LOHX6 Full Dimensions

Swivel Adapter
37° Flare Swivel / ORFS

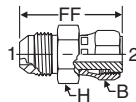


* L – End to base of flare

TUBE FITTING PART #	END SIZE		C3 HEX (in.)	H HEX (in.)	L (in.)	STANDARD Dynamic Pressure (x 1,000 PSI)		
	1 (in.)	2 (in.)				-S	-SS	-B
	4 LOHX6	1/4				1/4	9/16	5/8
6 LOHX6	3/8	3/8	11/16	3/4	1.14	5.0		
8 LOHX6	1/2	1/2	7/8	7/8	1.32	5.0	6.0	
10 LOHX6	5/8	5/8	1	1 1/16	1.52	5.0	6.0	
12 LOHX6	3/4	3/4	1 1/4	1 1/4	1.63	5.0		
16 LOHX6	1	1	1 1/2	1 1/2	1.79	3.6		
20 LOHX6	1 1/4	1 1/4	2	1 3/4	1.97	3.6		

XHL6 Full Dimensions

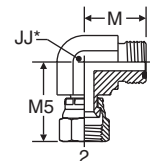
Male Swivel Adapter
ORFS Swivel / 37° Flare



TUBE FITTING PART #	END SIZE		B HEX (in.)	FF (in.)	H HEX (in.)	STANDARD Dynamic Pressure (x 1,000 PSI)		
	1 (in.)	2 (in.)				-S	-SS	-B
	4 XHL6	1/4				1/4	11/16	1.50
6 XHL6	3/8	3/8	13/16	1.61	3/4	6.0		
8 XHL6	1/2	1/2	15/16	1.90	7/8	6.0	7.2	
10 XHL6	5/8	5/8	1 1/8	2.20	1 1/16	5.0		
12 XHL6	3/4	3/4	1 3/8	2.50	1 1/4	5.0		
16 XHL6	1	1	1 5/8	2.66	1 1/2	4.5		
20 XHL6	1 1/4	1 1/4	1 7/8	2.80	1 11/16	4.0		

LOEX6 Full Dimensions

Swivel Elbow
ORFS / 37° Flare Swivel



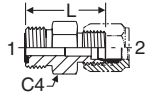
* JJ – Across wrench flats

TUBE FITTING PART #	END SIZE		JJ (in.)	M (in.)	M5 (in.)	STANDARD Dynamic Pressure (x 1,000 PSI)		
	1 (in.)	2 UN/UNF-2A				-S	-SS	-B
	4 LOEX6	1/4				7/16-20	9/16	0.85
6 LOEX6	3/8	9/16-18	3/4	0.98	1.25	5.0		
8 LOEX6	1/2	3/4-16	3/4	1.10	1.38	5.0		
10 LOEX6	5/8	7/8-14	1 1/16	1.31	1.63	5.0		
12 LOEX6	3/4	1 1/16-12	1 3/16	1.47	1.80	5.0		
16 LOEX6	1	1 5/16-12	1 7/16	1.64	2.00	3.6		
20 LOEX6	1 1/4	1 5/8-12	1 5/8	1.76	2.31	3.6		
24 LOEX6	1 1/2	1 7/8-12	1 7/8	1.92	2.59	2.5		



BUHLO Full Dimensions

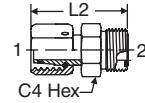
Ferulok Male Adapter
ORFS / SAE Flareless



TUBE FITTING PART #	END SIZE		C4 HEX (in.)	L (in.)	STANDARD Dynamic Pressure (x 1,000 PSI)		
	1 (in.)	2 (in.)			-S	-SS	-B
	6 BUHLO	3/8					
8 BUHLO	1/2	1/2	7/8	1.45	5.0		
10 BUHLO	5/8	5/8	1 1/16	1.70	5.0		
12 BUHLO	3/4	3/4	1 1/4	1.88	4.5		
16 BUHLO	1	1	1 1/2	1.94	4.0		

LOHU86 Full Dimensions

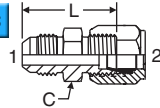
EO Swivel Adapter
24° Flareless Metric
Swivel (EO) / ORFS



TUBE FITTING PART #	END SIZE		C4 HEX (in.)	L2 (in.)	STANDARD Dynamic Pressure (x 1,000 PSI)		
	1 EO Swivel	2 (in.)			S	SS	B
	L Series						
4-6L LOHU86	6L	1/4	5/8	1.32	4.5		
4-8L LOHU86	8L	1/4	5/8	1.32	4.5		
6-10L LOHU86	10L	3/8	3/4	1.44	4.5		
8-12L LOHU86	12L	1/2	7/8	1.53	4.5		
10-15L LOHU86	15L	5/8	1 1/16	1.82	4.5		
12-18L LOHU86	18L	3/4	1 1/4	1.89	4.5		
16-22L LOHU86	22L	1	1 1/2	2.08	2.5		
S Series							
4-6S LOHU86	6S	1/4	5/8	1.32	9.2		
4-8S LOHU86	8S	1/4	5/8	1.34	9.2		
6-10S LOHU86	10S	3/8	3/4	1.44	9.2		
8-12S LOHU86	12S	1/2	7/8	1.59	9.2		
10-14S LOHU86	14S	5/8	1 1/16	1.84	9.2		
10-16S LOHU86	16S	5/8	1 1/16	1.84	5.8		
12-20S LOHU86	20S	3/4	1 1/4	2.05	5.8		
16-25S LOHU86	25S	1	1 1/2	2.15	5.8		

XHBU Full Dimensions

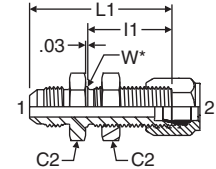
Union Adapter
SAE Flareless / 37° Flare



TUBE FITTING PART #	END SIZE		C HEX (in.)	L (in.)	STANDARD Dynamic Pressure (x 1,000 PSI)	
	1 (in.)	2 (in.)			-S	-SS
	4 XHBU	1/4				
6 XHBU	3/8	3/8	5/8	1.28	5.0	7.7
8 XHBU	1/2	1/2	13/16	1.47	5.0	7.7
10 XHBU	5/8	5/8	15/16	1.69	5.0	6.0
12 XHBU	3/4	3/4	1 1/8	1.94	4.5	6.0
16 XHBU	1	1	1 5/8	1.97	4.0	
20 XHBU	1 1/4	1 1/4	1 3/4	2.00	3.0	
24 XHBU	1 1/2	1 1/2	2 1/8	2.16	2.0	

XHBU2 Full Dimensions

Bulkhead Union Adapter
SAE Flareless Bulkhead /
37° Flare



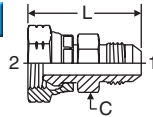
*W – Bulkhead pilot dia. recommended clearance hole is +.015 over W dia.

TUBE FITTING PART #	END SIZE		C2 HEX (in.)	I1 (in.)	L1 (in.)	W (in.)	MAX. BULKHEAD THICKNESS (in.)	STANDARD Dynamic Pressure (x 1,000 PSI)	
	1 (in.)	2 (in.)						-S	-SS
	4 XHBU2	1/4							
6 XHBU2	3/8	3/8	13/16	1.17	2.08	0.56	0.40	5.0	7.7
8 XHBU2	1/2	1/2	1	1.31	2.31	0.75	0.40	5.0	7.7
10 XHBU2	5/8	5/8	1 1/8	1.45	2.56	0.88	0.37	5.0	
12 XHBU2	3/4	3/4	1 3/8	1.56	2.94	1.06	0.43	4.5	
16 XHBU2	1	1	1 5/8	1.56	2.95	1.31	0.43	4.0	



XHMK46 Full Dimensions

BSPP Swivel Adapter
37° Flare / BSPP 60° Cone
Swivel

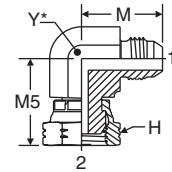


Swivel end mates with BS5200 (Parker K4) adapters and Parker D9 hose fittings.

TUBE FITTING PART #	END SIZE		C HEX (mm)	L (mm)	STANDARD Dynamic Pressure (x 1,000 PSI)		
	1 (in.)	2 BSPP			S	SS	B
	6-4XHMK46	3/8					
6XHMK46	3/8	3/8-19	17	39.2	4.0		
8-6XHMK46	1/2	3/8-19	19	42.3	4.0		
8XHMK46	1/2	1/2-14	19	45.0	4.0		
10-8XHMK46	5/8	1/2-14	24	48.6	4.0		
12XHMK46	3/4	3/4-14	30	50.0	4.0		
12-16XHMK46	3/4	1-11	36	56.8	3.0		
16XHMK46	1	1-11	36	58.0	3.0		

XEMK46 Full Dimensions

90° BSP Swivel Adapter
37° Flare / BSPP 60° Cone
Swivel



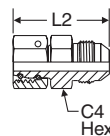
Swivel end mates with BS5200 (Parker K4) adapters and Parker D9 hose fittings.

* Y – Across wrench flats

TUBE FITTING PART #	END SIZE		M (mm)	M5 (mm)	Y (mm)	STANDARD Dynamic Pressure (x 1,000 PSI)		
	1 (in.)	2 BSPP				S	SS	B
	6-4XEMK46	3/8						
6XEMK46	3/8	3/8-19	26.9	26.2	19	4.0		
8-6XEMK46	1/2	3/8-19	31.8	26.2	19	4.0		
8XEMK46	1/2	1/2-14	31.8	31.6	22	4.0		
10-8XEMK46	5/8	1/2-14	36.8	31.6	22	4.0		
12XEMK46	3/4	3/4-14	42.2	33.0	27	4.0		
12-16XEMK46	3/4	1-11	42.2	37.7	33	3.0		
16XEMK46	1	1-11	46.0	37.7	33	3.0		

XHU86 Full Dimensions

EO Swivel Adapter
Metric Swivel (EO) / 37° Flare



TUBE FITTING PART #	END SIZE		C4 HEX (in.)	L2 (in.)	STANDARD Dynamic Pressure (x 1,000 PSI)		
	1 EO Swivel	2 (in.)			-S	-SS	-B
	L Series						
4-6L XHU86	6L	1/4	1/2	1.47	4.5		
6-8L XHU86	8L	3/8	5/8	1.52	4.5		
6-10L XHU86	10L	3/8	5/8	1.57	4.5		
8-12L XHU86	12L	1/2	13/16	1.69	4.5		
10-15L XHU86	15L	5/8	15/16	1.98	4.5		
12-18L XHU86	18L	3/4	1 1/8	2.11	4.5		
16-22L XHU86	22L	1	1 3/8	2.36	2.3		
16-28L XHU86	28L	1	1 3/8	2.45	2.3		
S Series							
4-6S XHU86	6S	1/4	1/2	1.49	7.5		
6-8S XHU86	8S	3/8	5/8	1.57	7.5		
6-10S XHU86	10S	3/8	11/16	1.57	7.5		
8-12S XHU86	12S	1/2	13/16	1.75	6.0		
10-16S XHU86	16S	5/8	15/16	2.04	5.0		
12-20S XHU86	20S	3/4	1 1/8	2.29	5.0		
16-25S XHU86	25S	1	1 3/8	2.45	4.5		

